



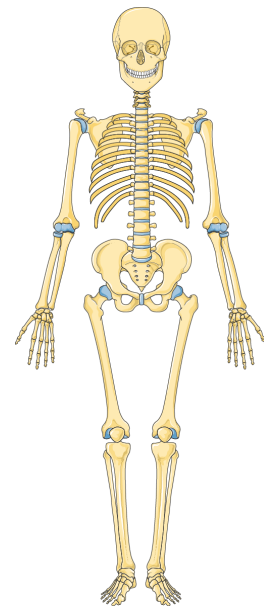
15.12.22

Year 3

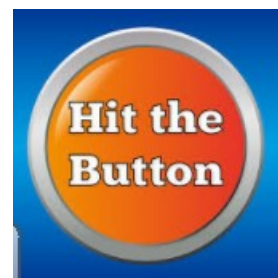
1. Read your reading book for 20 minutes each night.
2. Practise your times tables for 10 minutes each night. By the end of Year 3 you need to know your 3, 4 and 8 times tables and division facts.
3. Practise your spellings.
4. If you can, play Hit the Button and Time Tables Rock stars for 10 minutes each night.

Science:

Our science topic after the holidays will be all about skeletons (both animal and human skeletons). Draw a picture of a human skeleton and try to label some of the different bones.









Homework due: 03.01.23



Counting Fruit

It is the end of the week and these are the fruits and vegetables left over from snack time at school. Create a tally chart to show what is left.



Tally Chart		
	Tally	Total
		
		
		
		
		

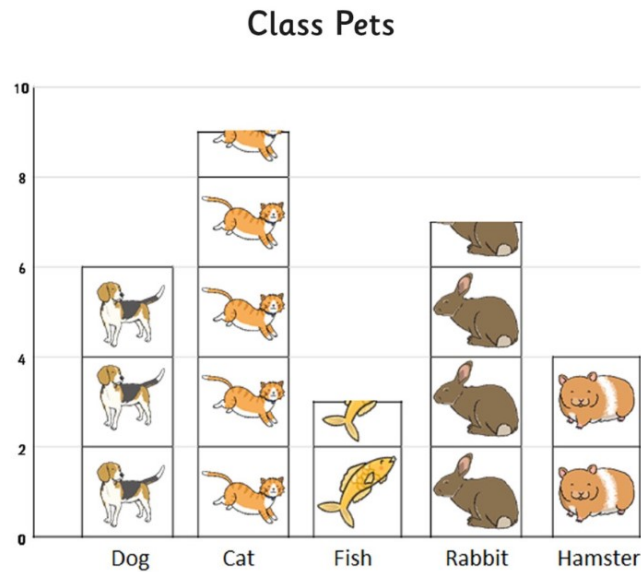
Now put your data into a pictogram. Draw the fruits into the boxes.

A pictogram showing _____

banana	carrot	tomato	apple	pear

Interpreting Scaled Pictograms

Learning Objective: I can interpret scaled pictograms



Answer the following questions.

1. Which is the most common pet?

2. How many pets are there in the class?

3. How many more rabbits than hamsters are there?

4. How many fewer dogs than cats are there?

Write your own questions for a friend.
