




# Year 4 learning from home

Dear parents/carers,


These activities are designed to keep children busy and enjoying learning, while providing flexibility for parents.

We realise that the family will need to share laptops or mobiles so only plan to do what you can. Everyone's homes are different so the activities we suggest are just a guide to help. We recognise that parents may be working, caring for sick family members or looking after little ones so choosing activities is up to you. We do not expect parents to be teachers and we are not going to be checking up to see how much work has been done!

The activities guide you and your child to be able to learn together or on their own.

1 <sup>st</sup> June – 5 <sup>th</sup> June 2020	Morning		Afternoon
	Every morning Activities	Activity of the Day	Activities
	<ul style="list-style-type: none"> <li>There are 4 activities suggested for the start of every day.</li> <li>The 4 activities are the same every day for this week</li> <li>Practising and repeating daily, helps with routines and helps you to remember learning.</li> </ul>	<ul style="list-style-type: none"> <li>There is 1 daily activity suggested.</li> <li>The daily activity is different every day.</li> </ul>	<ul style="list-style-type: none"> <li>Choose any activities from the suggestions below.</li> </ul>
Monday	<p><b>Warm Up</b></p> <ul style="list-style-type: none"> <li>Daily half-hour PE/fitness session with Joe Wicks. Live at 9 am every day but can be watched at any time. <a href="#">Click here</a></li> <li>Or you can do the star jump challenge! Challenge yourself to see how many star jumps you can do. See if you can improve a little every day.</li> </ul> 	<p><b>Monday Activity - Writing</b></p>  Use this story starter to write your own adventure. <p><b><i>On a wild and windy day, a family set out on a journey. They were searching for the lost treasure.</i></b></p> <p>Remember to describe</p> <ul style="list-style-type: none"> <li>The characters</li> <li>The setting</li> <li>The problem</li> <li>What happens in the end</li> </ul>	<p><a href="#">Oak National Academy</a></p>  <p>Choose <a href="#">Year 4</a> then find the <b>foundation lesson</b> for the day. Click on the lesson title and then click 'Start lesson'</p> <p>You can pause and re-watch the video as many times as you need to help you understand!</p>

<b>Tuesday</b>	<p><b>Activity 1 - Reading</b></p> <ul style="list-style-type: none"><li>Choose a book to read. This may be one from home or online on <a href="#">Oxford Owl</a>.</li><li>You can read by yourself or you can read to an adult.</li></ul> <p><b>Activity 2 - English</b> <a href="#">Oak National Academy</a> Choose <a href="#">Year 4</a> then find the English lesson for the day. Click on the lesson title and then click 'Start lesson'. You can pause and re-watch the video as many times as you need to help you understand!</p> <p><b>Activity 3 – Maths</b> <a href="#">Oak National Academy</a> Choose <a href="#">Year 4</a> then find the maths lesson for the day. Click on the lesson title and then click 'Start lesson'. You can pause and re-watch the video as many times as you need to help you understand!</p> <p><b>Times tables</b> Practise your times tables - 2, 3, 4, 5, 8, 10. You can do this by chanting them, writing them down or using, writing them down or using <a href="#">Hit The Button</a></p> <p><b>Activity 4</b> Learn how to spell these words by practising every day.</p>	<p><b>Tuesday Activity – The Little Girl and the Red Balloon.</b></p>  <p>Think of as many words as you can from looking at this picture.</p> <p><b>Question time!</b></p> <p>Why do you think the balloon is red, where the rest of the drawing is black and white?</p> <p>Who is the little girl, and why is she releasing the balloon?</p> <p>What could have happened to the girl?</p> <p>Do you think the balloon means anything?</p> <p>How does this compare to other graffiti you have seen?</p> <p>Where do you think this photograph was taken?</p> <p>Why do you think the artist created it?</p>	<p><b>Bitesize Daily</b> BBC iPlayer and the Red Button are hosting daily lessons. You may be able to do these on a device or on a television. You can also do other lessons across lots of subjects <a href="#">here</a>.</p> <p><b>LGfL</b> - <a href="#">Click here</a> Here you can find lots of resources such as purple mash, espresso, busy things and J2e <a href="#">This video shows you how to log in.</a></p> <p><b>Maths</b> Login to the online resource <a href="#">Times Table Rock Stars</a> to practice your multiplication skills!</p> <p>Complete the activities which have been set on <a href="#">mathletics</a></p> <p><b>Geography</b> <a href="#">Click here for Oddizzi</a> You can learn lots about places around the world. Take the weekly quiz and see how much you know!</p>
<b>Wednesday</b>	<p><b>Wednesday Activity - Science Odd One Out</b></p>		

 Words to practise

difficult  
disappear  
early  
earth  
eight  
eighth  
enough  
exercise  
experience

Use these Steps to Success to help you.  
Remember to ...

- Look at the word.
- Say the word.
- Cover the word
- Write the word.
- Check the word.



At the end of the week, ask a family member to test you, or give yourself a test.

If you are not sure what the words below mean, [click here to use an online dictionary](#) to find the definitions.

Once you have learned the words, write 10 sentences using at least 1 of the spelling words in each sentence. Remember to use capital letters and the correct punctuation.

*Example: I get up early to go for a walk.*



Look at the images above. Come up with as many similarities and differences as you can.  
Think about:

- appearance
- what they are
- where they might be found

Then decide which one you think is the odd one out and why. There is no right or wrong answer.

### Thursday Activity – Handwriting

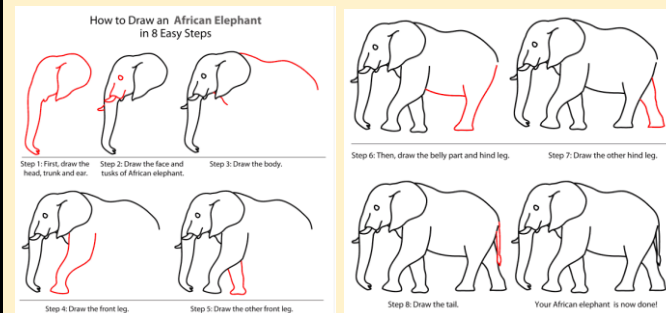
Use the words from your spelling list to practise your handwriting.  
Focus on your joins and letter sizes.



abcdefghijklmnopqrstuvwxyz

### Friday Activity – Art

Follow these steps to draw an elephant



**Art** – [Visit the Tate Gallery](#) for creative ideas and quizzes.

Have a go at one of these [drawing tutorials](#).



### Music

Can you compose your own piece of music? [Click here](#)

### French

Busy Things French - Log in to [my.uso.im](#) to practise your French words through some games.

### Computing

Do some coding with the Camden Learning Centre  
[Click here](#)



Learn to type – Start at Lesson 1  
[Click here](#)



[Click here](#) to find lots of practical

activities to develop your computing without needing to sit at a computer.



### Story time

Watch a range of famous authors read stories

[Click here to choose a story](#)



**Thursday**

**Friday**

## Assembly

Assembly at school is a time for us all to come together. We can't all be together at the moment but the Oak National Academy are giving an assembly each week by video where we can all share in watching the same message. You can find the weekly assembly on the page alongside your usual daily lessons. Or you can [click here](#) to choose the assembly.



## Wellbeing – Keeping our mind and body healthy

[Click here](#) to explore the 'calm zone'. Try some of the breathing exercises, activities, games and videos

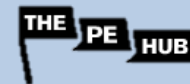


[Click here](#) to find out tips to help with being in lockdown and what to do if you are worried.

[Click here](#) for Super Movers – Curriculum linked resources to get moving while you learn.



[Click here](#) to explore the PE Hub. It is full of lots of simple activities and exercise that you can do at home.



[Click here](#) for Cosmic Kids Yoga. Join in with free yoga and mindfulness videos for children.



[Click here](#) to visit the Change 4 Life website and join in with their fun Disney-themed '10 minute shake up' games!



from **change4life** with **Disney**