




Year 4 learning from home

Dear parents/carers,

These activities are designed to keep children busy and enjoying learning, while providing flexibility for parents.

We realise that the family will need to share laptops or mobiles so only plan to do what you can. Everyone's homes are different so the activities we suggest are just a guide to help. We recognise that parents may be working, caring for sick family members or looking after little ones so choosing activities is up to you. We do not expect parents to be teachers and we are not going to be checking up to see how much work has been done!

The activities guide you and your child to be able to learn together or on their own.

	Morning		Afternoon
<p>18 May – 22 May 2020</p>	<p>Every morning Activities</p> <ul style="list-style-type: none"> • There are 4 activities suggested for the start of every day. • The 4 activities are the same every day for this week • Practising and repeating daily, helps with routines and helps you to remember learning. 	<p>Activity of the Day</p> <ul style="list-style-type: none"> • There is 1 daily activity suggested. • The daily activity is different every day. 	<p>Activities</p> <ul style="list-style-type: none"> • Choose any activities from the suggestions below.
<p>Monday</p>	<p>Warm Up</p> <ul style="list-style-type: none"> • Daily half-hour PE/fitness session with Joe Wicks. Live at 9 am every day but can be watched at any time. Click here • Or you can do the press-up challenge! Challenge yourself to see how many press-ups you can do. See if you can improve a little every day. 	<p>Monday Activity – Writing</p> <p>Use your learning from The Butterfly Lion and write a character description of Bertie.</p>  <p>Remember to include</p> <ul style="list-style-type: none"> • what he looks like, • what he says, • what he does • and how he feels 	<p>Oak National Academy</p>  <p>Choose 'Year 4' then find the foundation lesson for the day. Click on the lesson title and then click 'Start lesson' You can pause and re-watch the video as many times as you need to help you understand!</p>

Tuesday

Activity 1 - Reading

- Choose a book to read. This may be one from home or online on [Oxford Owl](#).
- You can read by yourself or you can read to an adult.



Activity 2 - English [Oak National Academy](#)

Choose [Year 4](#) then find the English lesson for the day. Click on the lesson title and then click 'Start lesson'. You can pause and re-watch the video as many times as you need to help you understand!



Activity 3 - Maths [Oak National Academy](#)

Choose [Year 4](#) then find the maths lesson for the day. Click on the lesson title and then click 'Start lesson'. You can pause and re-watch the video as many times as you need to help you understand!



Times tables

Practise your times tables up to 12 x 12. You can do this by chanting them, writing them down or using [Hit The Button!](#)



Wednesday

Tuesday Activity – Robin Hood



Think of as many words as you can from looking at this picture.

Question time!

Have you ever seen a medieval longbow? Why do you think it is so difficult to draw the bow? What is a bowyer? Why do you think archers often chose wood from a yew tree for their bows? What might have caused the rustle in the bushes? Why is Robin alone in the woods? Can you remember the story of Robin Hood? Which other characters do you know? Can you think of any other skills that require lots of practise, like being an archer?

Wednesday Activity - Science odd one out



Look at these pictures. Come up with as many similarities and differences as you can. Think about -

- appearance
- how they move
- where they might be found

Then decide which one you think is the odd one out and why. There is no right or wrong answer.

Bitesize Daily

BBC iPlayer and the Red Button are hosting daily lessons.

You may be able to do these on a device or on a television. You can also do other lessons across lots of subjects [here](#).



LGfL - [Click here](#)

Here you can find lots of resources

such as purple mash, espresso, busy things and J2e [This video shows you how to log in.](#)



Maths

Login to the online resource [Times Table Rock Stars](#) to practice your multiplication skills!



Complete the activities which have been set on [mathletics](#)



Geography

[Click here for Oddizzi](#)


You can learn lots about places around the world. Take the weekly quiz and see how much you know!



Thursday

Activity 4

Learn how to spell these words by practising every day.



Words to practise

difficult
disappear
early
earth
eight
eighth
enough
exercise
experience

Thursday Activity – Handwriting


Copy out the rhyme below. Focus on your joins and letter sizes.



Thirty days has September,
April, June and November.
All the rest have thirty-one,
Except February alone,
Which has twenty-eight days
clear,
And twenty-nine in each leap
year.

Art – [Visit the Tate Gallery](#) for creative ideas and quizzes.

Have a go at one of these [drawing tutorials](#).



Music

Can you compose your own piece of music? [Click here](#)

French

Busy Things French - Log in to [my.uso.im](#) to practise your French words through some games.

Computing

Do some coding with the Camden Learning Centre [Click here](#)



Learn to type – Start at Lesson 1 [Click here](#)



[Click here](#) to find lots of practical

activities to develop your computing without needing to sit at a computer.



Story time

Watch a range of famous authors read stories

[Click here to choose a story](#)



Friday

Use these Steps to Success to help you. Remember to ...

- Look at the word.
- Say the word.
- Cover the word
- Write the word.
- Check the word.



At the end of the week, ask a family member to test you, or give yourself a test.

If you are not sure what the words below mean, [click here to use an online dictionary](#) to find the definitions.

Once you have learned the words, write 10 sentences using at least 1 of the spelling words in each sentence. Remember to use capital letters and the correct punctuation.

Example: I got up early to go for a walk.

Friday Activity - Art



Take your pencil for a walk to create a pattern then fill in the spaces with contrasting colours

Assembly

Assembly at school is a time for us all to come together. We can't all be together at the moment but the Oak National Academy are giving an assembly each week by video where we can all share in watching the same message. You can find the weekly assembly on the page alongside your usual daily lessons. Or you can [click here](#) to choose the assembly.



Wellbeing – Keeping our mind and body healthy

[Click here](#) to explore the 'calm zone'. Try some of the breathing exercises, activities, games and videos



[Click here](#) to find out tips to help with being in lockdown and what to do if you are worried.

[Click here](#) for Super Movers – Curriculum linked resources to get moving while you learn.



[Click here](#) to explore the PE Hub. It is full of lots of simple activities and exercise that you can do at home.



[Click here](#) for Cosmic Kids Yoga. Join in with free yoga and mindfulness videos for children.



[Click here](#) to visit the Change 4 Life website and join in with their fun Disney-themed '10 minute shake up' games!



from **change4life** with **Disney**