

Year 2 learning from home


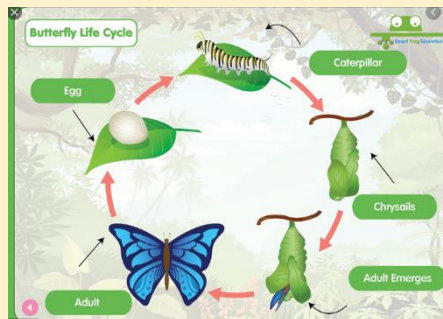



Dear parents/carers,

These activities are designed to keep children busy and enjoying learning, while providing flexibility for parents.

We realise that the family will need to share laptops or mobiles so only plan to do what you can. Everyone's homes are different so the activities we suggest are just a guide to help. We recognise that parents may be working, caring for sick family members or looking after little ones so choosing activities is up to you. We do not expect parents to be teachers and we are not going to be checking up to see how much work has been done!

The activities guide you and your child to be able to learn together or on their own.

	Morning		Afternoon
11 May – 15 May 2020	Every morning Activities <ul style="list-style-type: none"> There are 3 activities suggested for the start of every day. The 3 activities are the same every day for this week Practising and repeating daily, helps with routines and helps you to remember learning. 	Activity of the Day <ul style="list-style-type: none"> There is 1 daily activity suggested. The daily activity is different every day. 	Activities <ul style="list-style-type: none"> Choose activities from the suggestions below.
Monday	Warm Up <ul style="list-style-type: none"> Daily half-hour PE/fitness session with Joe Wicks. Live at 9 am every day but can be watched at any time. Click here Or you can do these stretches. 	Science Design your own poster showing the life cycle of a butterfly 	Oak National Academy  Choose Year 2 then find the lessons for the day. Click on the lesson title and then click 'Start lesson' There are new lessons on here every day.

Tuesday

Activity 1 – Phonics

[Click here for phonics lessons](#)



Time (am)

Set 1 sounds

Speed sounds 9.30

Word reading 9.45

Spelling 10.00

Set 2 sounds

Speed sounds and word reading 10.00

Spelling 10.15

Set 3 sounds

Speed sounds and word reading 10.30

Spelling 10.45

The sessions will run at these times but will be saved on you tube for 24 hours so you can join in at any time

- Or you can practise reading and writing these sounds
- Can you write these words?
frighten, hairy, ice cream, shouting, cleaning, spoil, blowing, snowflakes



Can you write the words in a sentence?

Wednesday

Maths

Look at a 1p, 2p, 5p, 10p and 20p coin. What are they worth? How do you know?

Now solve this problem:

Ride at the fair



Lucy had a ride at the fair.
Her Mum asked Lucy to pay less than 20p towards it.

Lucy paid exactly three coins towards the ride.
How much did Lucy pay her Mum?

Find different ways to do it.



Word Aware

Play in a pair or a group

Big Brain!

This game is similar to I spy, but you don't need to see the object.

"I think with my big brain, something beginning with c that is an animal you can keep at home."
(cat)

Here are some words you can use, or chose your own.

dog	spoon	banana
dinosaur	snake	baby
dentist	spaceship	boat



Bitesize Daily

BBC iPlayer and the Red Button are hosting daily lessons. You may be able to do these on a device or on a television.



You can also do other lessons across lots of subjects [here](#)

Login to Purple Mash by clicking on the icon in [my.uso.im](#)



Computing - Do some coding with the Camden Learning Centre [Click here](#)



Complete the activities which have been set on [mathletics](#)



Story time

Watch a range of famous authors read stories [Click here to choose a story](#)



Thursday

Activity 2 - Reading

- Choose a book to read.
- This could be one from home
- Or online on [Oxford Owl](#).



- You can read by yourself or you can read to an adult.

Activity 3 - Maths

- Watch the video lesson for the day on White Rose Maths
 - [Click here](#) to open White Rose Maths
 - Then click on Get the Activity to answer some questions.




- You can watch the video as many times as you need to help you understand!

Practise your 2, 5 and 10 times tables

My Times Tables		
2 times table	5 times table	10 times table
0 x 2 = 0	0 x 5 = 0	0 x 10 = 0
1 x 2 = 2	1 x 5 = 5	1 x 10 = 10
2 x 2 = 4	2 x 5 = 10	2 x 10 = 20
3 x 2 = 6	3 x 5 = 15	3 x 10 = 30
4 x 2 = 8	4 x 5 = 20	4 x 10 = 40
5 x 2 = 10	5 x 5 = 25	5 x 10 = 50
6 x 2 = 12	6 x 5 = 30	6 x 10 = 60
7 x 2 = 14	7 x 5 = 35	7 x 10 = 70
8 x 2 = 16	8 x 5 = 40	8 x 10 = 80
9 x 2 = 18	9 x 5 = 45	9 x 10 = 90
10 x 2 = 20	10 x 5 = 50	10 x 10 = 100
11 x 2 = 22	11 x 5 = 55	11 x 10 = 110
12 x 2 = 24	12 x 5 = 60	12 x 10 = 120

Art

This is a famous painting by an artist called Picasso.



The face features are not always in the right place, and he used lots of bright colours. Make your own Picasso portrait using bright colours.



Writing

Imagine you were walking through these woods.



What might you hear? What would you see? Go on an imaginary adventure through them.

Write a letter to a friend to describe the woods and tell them what you saw and what your heard. Remember to include lots of adjectives to describe it very clearly.

Or listen to a RWInc storytime [Click here for 'Storytime with Nick'](#)

Speed Sounds and words

[Click here to practise speed sounds](#)

[Click here for speedy green word reading](#)



Friday

Geography



Login to Oddizzi and learn about different places

[Click here for Oddizzi](#)

Complete the KS1 week 5 challenge

[Click here for the Week 6 challenge](#)

Login to the online resource [Times Table Rock Stars](#) to practice your multiplication

