




Year 5 learning from home

Dear parents/carers,

These activities are designed to keep children busy and enjoying learning, while providing flexibility for parents.

We realise that the family will need to share laptops or mobiles so only plan to do what you can. Everyone's homes are different so the activities we suggest are just a guide to help. We recognise that parents may be working, caring for sick family members or looking after little ones so choosing activities is up to you. We do not expect parents to be teachers and we are not going to be checking up to see how much work has been done!

The activities guide you and your child to be able to learn together or on their own.

	Morning		Afternoon
<p>27 April – 1 May 2020</p>	<p>Every morning Activities</p> <ul style="list-style-type: none"> • There are 4 activities suggested for the start of every day. • The 4 activities are the same every day for this week • Practising and repeating daily, helps with routines and helps you to remember learning. 	<p>Activity of the Day</p> <ul style="list-style-type: none"> • There is 1 daily activity suggested. • The daily activity is different every day. 	<p>Activities</p> <ul style="list-style-type: none"> • Choose activities from the suggestions below.
<p>Monday</p>	<p>Warm Up</p> <ul style="list-style-type: none"> • Daily half-hour PE/fitness session with Joe Wicks. Live at 9 am every day but can be watched at any time. Click here • Or you can do some of the stretches below. 	<p>English Activity</p> <p>Use your learning from The Highway Man to write your own story or poem of a Highway person.</p>  <p>Things to think about for your story:</p> <ul style="list-style-type: none"> • Who is your Highway person? (<i>male, female, young or old</i>) • What is going to happen? • When does your story take place? (<i>past, present, future</i>) • Where does your story take place? • Why is your character a highway person? 	<p>Bitesize Daily BBC iPlayer and the Red Button are hosting daily lessons. You may be able to do these on a device or on a television.</p>  <p>You can also do other lessons across lots of subjects here.</p>

Tuesday

Activity 1 - Reading

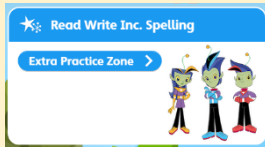
- Choose a book to read. This may be one from home, online on [Oxford Owl](#) or it could be [First News](#).



- You can read by yourself or you can read to an adult.

Activity 2 – Spelling

- Stay on Oxford Owl and play one of the spelling games.



- Or copy out these words from the Y5&Y6 spelling list and then put them into a sentence.

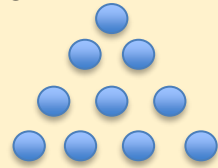
Words to practise

communicate
community
competition
conscience
conscious
controversy
convenience
correspond
criticise

Wednesday

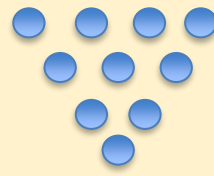
Maths Activity

Find 10 objects and lay them out in a pyramid pattern like this:



Challenge:

Can you get the pyramid point facing downwards instead of upwards by only moving 3 items?



Art Activity

Find an object and look at it carefully. Look at the lines, shapes and shadow. Use a pencil or a black pen to draw the object.



Thursday

Word Aware – Vocabulary Game

Choose a category in the table.



Animals	Clothes	Furniture
Sports	Countries	Shops
Films	T.V programmes	Famous people

Then take it in turns to say something that belongs in that category. For example, Furniture- table, chair, bed, drawers.

Oak National Academy



Explore the online lessons from the Oak National Academy. The [online classrooms](#) have lessons in a range of subjects. The lessons include videos and activities.

Computing

Do some coding with the Camden Learning Centre [Click here](#)



Use the BBC 'Own It' website to explore the ['Gaming'](#) section. This is about how to keep gaming fun and help with some of the problems that can happen during online gaming. .

Maths

Login to the online resource [Times Table Rock Stars](#) to practice your multiplication skills!



Complete the activities which have been set on [mathletics](#)



Friday

Activity 3 – Handwriting

- Practice writing some of the spellings from the Y5&Y6 spelling word list. [Click here.](#)
- Or copy out a paragraph from a story using your best handwriting. Focus on your joins and letter sizes.

Activity 4 - Maths

- Watch the video lesson for the day on White Rose Maths – [Click here](#)
- Then click on Get the Activity to answer some questions.
- You can watch the video as many times as you need to help you understand!
- Or you can copy out your times tables on paper and chant them out loud.



Science Activity

Odd one out



Look at the images above. Come up with as many similarities and differences as you can.

Think about:

- appearance
- what they do
- where they might be found

Then decide which one you think is the odd one out and why. There is no right or wrong answer.

Geography

Complete the KS2 week 4

'[World Up Close](#)'

'World Explorer Weekly Challenge'.



Story time

Watch a range of famous authors read stories [Click](#)

[here to choose a story](#)



French

Play the 'names of colours in French' game. [Click here.](#)

