

Reception learning from home












Dear parents/carers,

These activities are designed to keep children busy and enjoying learning, while providing flexibility for parents.

We realise that the family will need to share laptops or mobiles so only plan to do what you can. Everyone's homes are different so the activities we suggest are just a guide to help. We recognise that parents may be working, caring for sick family members or looking after little ones so choosing activities is up to you. We do not expect parents to be teachers and we are not going to be checking up to see how much work has been done!

The activities guide you and your child to be able to learn together or on their own.

	Morning		Afternoon
<p>20 April – 24 April 2020</p>	<p>Every morning Activities</p> <ul style="list-style-type: none"> • There are 3 activities suggested for the start of every day. • The 3 activities are the same every day for this week • Practising and repeating daily, helps with routines and helps you to remember learning. 	<p>Activity of the Day</p> <ul style="list-style-type: none"> • There is 1 daily activity suggested. • The daily activity is different every day. 	<p>Activities</p> <ul style="list-style-type: none"> • Choose activities from the suggestions below.
<p>Monday</p>	<p>Warm Up</p> <ul style="list-style-type: none"> • Daily half-hour PE/fitness session with Joe Wicks. Live at 9 am every day but can be watched at any time. Click here 	<p>English Activity</p> <p>Read or listen to the story 'Pirates love underpants.'</p> <p>Click here to listen to the story</p> <p>Use your sounds and write a list of all the things a good pirate needs (eye patch, sword, parrot etc)</p> <p>Would you like to be a pirate? Draw yourself as a pirate with lots of pirate accessories. Give yourself a pirate name.</p>	<p>Login to Purple Mash by clicking on the icon in  my.uso.im</p> <p>This week try the art activities. The rainbow paintbrush is lots of fun.</p> 

<p>Tuesday</p>	<p>Activity 1 – Phonics</p> <ul style="list-style-type: none"> Phonics revision – Click here for phonics lessons every day (Set 1 9.30 am, Set 2 10 am, Set 3 10.30 am. You can join in with them live at these times or they will be available for 24 hours) 	<p>Maths Activity Complete the game ‘Patterns’ Click here for the pattern game</p> <p>Use some toys or objects from your house to make some repeating patterns.</p> 	<p>Listen to a story and join in with the games Click here to choose a story</p> <p>Singing – Sing along with some of your favourite songs and television characters. Click here for songs</p>									
<p>Wednesday</p>	<p>Activity 2 - Reading</p> <ul style="list-style-type: none"> Choose a book to read. This may be one from home or online on Oxford Owl. You could re read some of the ‘Ditties’ you read at school Click here to read the 'Ditty Stories'  	<p>Understanding the World Activity Pretend you have hidden some treasure in your bedroom. Make a pirate treasure map so you remember where it is hidden. If you wanted to, you could rub an old, wet teabag onto the paper first to make your treasure map look very old. Click here for ideas on how to make a treasure map</p>	<p>Dance- Join in with ‘Go Noodle’ and copy their dance patterns Click here for Go Noodle</p> <p>Maths- watch a Numberblocks episode Click here for Numberblocks</p>									
<p>Thursday</p>	<ul style="list-style-type: none"> You can read by yourself or you can read to an adult. 	<p>Art Activity Use an old toilet roll or kitchen roll tube to make a telescope. Or you could join 2 together to make binoculars! Then use your telescope or binoculars to play ‘I spy with my little eye, something beginning with...t.’</p>	<p>Which is your favourite number? Can you use an old cereal box or some building bricks to make your own Numberblock? Or you could design one on a piece of paper.</p>									
<p>Friday</p>	<p>Activity 3 - Maths</p> <ul style="list-style-type: none"> Watch the video lesson for the day on White Rose Maths – Click here to open White Rose Maths Then click on Get the Activity to answer some questions. You can watch the video as many times as you need to help you understand! 	<p>Word Aware -Word rounds</p> <table border="1" data-bbox="1046 1114 1630 1286"> <tr> <td>Animals</td> <td>Clothes</td> <td>Furniture</td> </tr> <tr> <td>Sports</td> <td>Countries</td> <td>Shops</td> </tr> <tr> <td>Films</td> <td>T.V programmes</td> <td>Famous people</td> </tr> </table> <p>Play in a pair or a group Choose a category Take it in turns to say something that belongs in that category. For example, Furniture- table, chair, bed, drawers</p> 	Animals	Clothes	Furniture	Sports	Countries	Shops	Films	T.V programmes	Famous people	<p>Speed Sounds Click here to practise your speed sounds and handwriting</p> 
Animals	Clothes	Furniture										
Sports	Countries	Shops										
Films	T.V programmes	Famous people										

