

Year 6 learning from home





Dear parents/carers,

These activities are designed to keep children busy and enjoying learning, while providing flexibility for parents.

We realise that the family will need to share laptops or mobiles so only plan to do what you can. Everyone's homes are different so the activities we suggest are just a guide to help. We recognise that parents may be working, caring for sick family members or looking after little ones so choosing activities is up to you. We do not expect parents to be teachers and we are not going to be checking up to see how much work has been done!

The activities guide you and your child to be able to learn together or on their own.

20 April – 24 April 2020	Morning		Afternoon
	Every morning Activities <ul style="list-style-type: none"> There are 4 activities suggested for the start of every day. The 4 activities are the same every day for this week Practising and repeating daily, helps with routines and helps you to remember learning. 	Activity of the Day <ul style="list-style-type: none"> There is 1 daily activity suggested. The daily activity is different every day. 	Activities <ul style="list-style-type: none"> Choose activities from the suggestions below.
Monday	Warm Up <ul style="list-style-type: none"> Daily half-hour PE/fitness session with Joe Wicks. Live at 9 am every day but can be watched at any time. Click here 	English Activity Watch this clip called Catch It . A group of meerkats lovingly tend to a beloved and unique fruit in the middle of the savannah. One day, their peaceful existence is disrupted by a vulture intent on stealing their pride and joy. Will the meerkats be able to get it back? Choose an activity below: <ul style="list-style-type: none"> Tell the story from a meerkat's point of view. Tell the story from the vulture's point of view Describe the beautiful setting of the African plains. 	Login to Purple Mash by clicking on the icon in my.uso.im  There are activities to support learning across the whole curriculum Art – Click here for videos and creative ideas for drawing.

Tuesday

Activity 1 - Reading

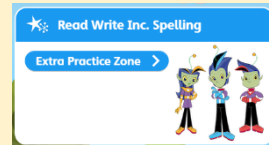
- Choose a book to read. This may be one from home or online on [Oxford Owl](#).



- You can read by yourself or you can read to an adult.

Activity 2 – Spelling

- Stay on Oxford Owl and play one of the spelling games.



Activity 3 – Handwriting

Practice writing some of the spellings from the Y5&Y6 spelling word list. [Click here](#).

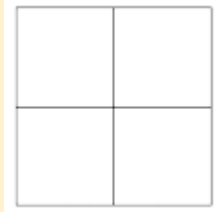
Activity 4 - Maths

- Watch the video lesson for the day on White Rose Maths – [Click here](#)
- Then click on Get the Activity to answer some questions.
- You can watch the video as many times as you need to help you understand!



Maths Activity

Here is a grid of four boxes:



You must choose four different digits from 1-9 and put one in each box.

My model:

5	2
1	9

This gives four two-digit numbers:

52 (reading along the first row)

19 (reading along the second row)

51 (reading down the left hand column)

29 (reading down the right hand column)

In this case, their total is 151.

Your challenge is to find four different digits that give four two-digit numbers which add to a total of 100. How many ways can you find of doing it?

Geography Activity

[Click here](#) and click on library to study the flags of Europe. When you think you know each countries flag, play the game to test yourself.

Computing –

Learn to type

[Click here](#)



Do some coding with the Camden Learning Centre

[Click here](#)



Read the 8 tips for staying safe online and explore the BBC 'Own It' website. [Click here](#).

Maths

Login to the online resource [Times Table Rock Stars](#) to practice your multiplication skills!



Complete the activities which have been set on [mathletics](#)



Music

Learn songs using [Sing Up](#)



Geography

[Click here for Oddizzi](#)

You can learn lots about places around the world. Take the weekly quiz and see how much you know!



Wednesday

Thursday

Word Aware



Don't say it!

Put some words into a bowl or a hat. Mix them up. Take it in turns to pick one. Describe the word without saying the actual word. For example, you could describe a tiger as “an animal that has black and orange stripes”.

mountain	crocodile	cornflakes
dinosaur	moon	baby
tree	spaceship	tiger

Challenge: see how many words you can describe in 1 minute

Friday

Science Activity

[Click here](#) to see the penguins at Dublin Zoo live on their webcam. [Click here](#) to learn more about these amazing creatures.

Make a diagram of a penguin's body and how it has adapted to suit its environment? Label your diagram to show the adaptations.

Remember to:

1. Write in full sentences for each label on your diagram.
2. Explain how each adaptation helps the penguin to survive in its habitat.

Story time Watch a range of famous authors read stories [Click here to choose a story](#)

French

Learn about French places and French culture. [Click here.](#)

PE

Learn all about health, fitness and wellbeing. [Click here.](#)