

Year 1 learning from home











Dear parents/carers,




These activities are designed to keep children busy and enjoying learning, while providing flexibility for parents.

We realise that the family will need to share laptops or mobiles so only plan to do what you can. Everyone's homes are different so the activities we suggest are just a guide to help. We recognise that parents may be working, caring for sick family members or looking after little ones so choosing activities is up to you. We do not expect parents to be teachers and we are not going to be checking up to see how much work has been done!

The activities guide you and your child to be able to learn together or on their own.

	Morning		Afternoon
<p>6th April – 10th April 2020</p>	<p>Every morning Activities</p> <ul style="list-style-type: none"> • There are 3 activities suggested for the start of every day. • The 3 activities are the same every day for this week • Practising and repeating daily, helps with routines and helps you to remember learning. 	<p>Activity of the Day</p> <ul style="list-style-type: none"> • There is 1 daily activity suggested. • The daily activity is different every day. 	<p>Activities</p> <ul style="list-style-type: none"> • Choose activities from the suggestions below.
<p>Monday</p>	<p>Warm Up</p> <ul style="list-style-type: none"> • Daily half-hour PE/fitness session with Joe Wicks. Live at 9 am every day but can be watched at any time. Click here 	<p>English Activity</p> <p>Plan and create an information leaflet about your local area. Look up your local area using Google maps and photos of features in your local area (e.g. school, park, shops, bus stop etc.). Use the following questions to guide you:</p> <p>Where is <u>(town)</u>?</p> <p>What can I see in _____?</p> <p>Why would I visit _____?</p> <p>Where can you eat in _____?</p> <p>How do I get to _____?</p>	<p>Login to Purple Mash by clicking on the icon in my.uso.im</p>  <p>There are activities to support learning across the whole curriculum from Reception to Year 6</p>

<p>Tuesday</p>	<p>Activity 1 – Phonics</p> <ul style="list-style-type: none"> Phonics revision -Read, Write Inc every day (Set 1 9.30 am, Set 10 am, Set 3 10.30 am. You can join in with them live at these times or they will be available for 24 hours) 	<p>Geography Activity</p> <ul style="list-style-type: none"> Create a map of your house or your bedroom. Don't worry about drawing the map to scale, focus on where things are positioned in the room and draw it on your map. <p>Watch a video on making a map. Click here</p>	<p>Art - Use the website BBC Bitesize to find activities for all subjects.</p> <p>This week you could have a look at the art section. You can watch videos about famous artists and learn how to create art inspired by them.</p> 
<p>Wednesday</p>	<p>Activity 2 - Reading</p> <ul style="list-style-type: none"> Choose a book to read. This may be one from home or online on Oxford Owl. 	<p>Science Activity</p> <p>Find objects around your house that are made of two or more materials. For example, a pair of scissors that is made of plastic and metal, a chair that is made of plastic, metal and fabric. Write down the list of objects and what materials they are made of.</p>	<p>Computing – Learn to type – Start at Lesson 1 Click here</p> 
<p>Thursday</p>	<ul style="list-style-type: none"> You can read by yourself or you can read to an adult. 	<p>Art Activity</p> <p>Use recycled materials such as milk bottles, egg boxes, toilet rolls and cereal boxes to build an animal sculpture. Start with the body, then the head and legs, then the smaller details such as ears and eyes etc.</p>	<p>Maths</p> <p>Login to the online resource Times Table Rock Stars to practice your multiplication skills!</p> 
<p>Friday</p>	<p>Activity 3 - Maths</p> <ul style="list-style-type: none"> Watch the video lesson for the day on White Rose Maths Click here to open White Rose Maths Then click on Get the Activity to answer some questions. You can watch the video as many times as you need to help you understand! 	<p>History Activity</p> <p>Interview adults that you know (for example, your parents, grandparents, aunt, uncle) about what shops they used to go to when they were young and how has shopping changed for them then and now. Role-play with your family what shopping was like in the past and what shopping is like now.</p>	<p>Complete the activities which have been set on mathletics</p>  <p>Story time</p> <p>Choose a story to listen to Click here or listen to David Walliams read one of his stories. Click here</p> <p>Music – Can you compose your own piece of music? Click here</p>



Food technology – Make Easter chocolate nests. [Click here](#)

Poetry – Listen to a poem [Click here](#)